

## University Centers Student Usage and Priority Survey





Description:

Date Created: 10/25/2012 9:11:38 PM





Date Range: 10/29/2012 6:00:00 AM - 11/23/2012 11:59:00 PM

Total Respondents: 1808




Q1. During the academic year, on average how often do you visit the Price Center?

Count	Percent		
89	26.81%		Less than once a week
114	34.34%		Once or twice a week
80	24.10%		Three to four times a week
49	14.76%		Five or more times a week
332	Respondents		




Q2. During the academic year, on average how often do you visit the Student Center?

Count	Percent		
231	69.58%		Less than once a week
76	22.89%		Once or twice a week
21	6.33%		Three to four times a week
4	1.20%		Five or more times a week
332	Respondents		




Q3. When you visit the Price Center and Student Center how frequently do you: - Buy food or drink

Count	Percent		
220	66.27%		Frequently
96	28.92%		Occasionally
16	4.82%		Never
332	Respondents		




Q4. When you visit the Price Center and Student Center how frequently do you: - Visit the bookstore

Count	Percent		
57	17.17%		Frequently
227	68.37%		Occasionally
48	14.46%		Never
332	Respondents		




Q5. When you visit the Price Center and Student Center how frequently do you: - Socialize with friends

Count	Percent		
81	24.40%		Frequently
171	51.51%		Occasionally
80	24.10%		Never
332	Respondents		




Q6. When you visit the Price Center and Student Center how frequently do you: - Study on your own

Count	Percent		
26	7.83%		Frequently
85	25.60%		Occasionally
221	66.57%		Never
332	Respondents		




## Q7. When you visit the Price Center and Student Center how frequently do you: - Study with a group

Count	Percent		
9	2.71%		Frequently
76	22.89%		Occasionally
247	74.40%		Never
332	Respondents		


## Q8. When you visit the Price Center and Student Center how frequently do you: - Access services such as the Post Office, Campus Bike &amp; Skate, Soft Reserves, or UCSD Box Office

Count	Percent		
45	13.55%		Frequently
193	58.13%		Occasionally
94	28.31%		Never
332	Respondents		




## Q9. When you visit the Price Center and Student Center how frequently do you: - Visit one of the cooperative stores such as The Food Coop, Groundwork Books, or The General Store

Count	Percent		
42	12.65%		Frequently
146	43.98%		Occasionally
144	43.37%		Never
332	Respondents		




## Q10. When you visit the Price Center and Student Center how frequently do you: - Use an ATM

Count	Percent		
73	21.99%		Frequently
165	49.70%		Occasionally
94	28.31%		Never
332	Respondents		




## Q11. When you visit the Price Center and Student Center how frequently do you: - Visit one of the departments in the buildings such as the One Stop, Women's Center, Alumni Center, Cross-Cultural Center, The Zone, etc.

Count	Percent		
22	6.63%		Frequently
90	27.11%		Occasionally
220	66.27%		Never
332	Respondents		




## Q12. When you visit the Price Center and Student Center how frequently do you: - Come to work or volunteer with one of the departments in the buildings

Count	Percent		
5	1.51%		Frequently
25	7.53%		Occasionally
302	90.96%		Never
332	Respondents		




## Q13. When you visit the Price Center and Student Center how frequently do you: - Use one of the computers in the building

Count	Percent		
16	4.82%		Frequently
103	31.02%		Occasionally
213	64.16%		Never
332	Respondents		




## Q14. When you visit the Price Center and Student Center how frequently do you: - Meet with a professor or teaching assistant

Count	Percent		
3	0.90%		Frequently
64	19.28%		Occasionally
265	79.82%		Never
332	Respondents		

## Q15. When you visit the Price Center and Student Center how frequently do you: - Take a nap or rest

Count	Percent		
13	3.92%		Frequently
76	22.89%		Occasionally
243	73.19%		Never
332	Respondents		



## Q16. When you visit the Price Center and Student Center how frequently do you: - Meet with your student organization

Count	Percent		
18	5.42%		Frequently
60	18.07%		Occasionally
254	76.51%		Never
332	Respondents		




## Q17. When you visit the Price Center and Student Center how frequently do you: - Attend an event such as a movie, speaker, or concert

Count	Percent		
22	6.63%		Frequently
160	48.19%		Occasionally
150	45.18%		Never
332	Respondents		




## Q18. When you visit the Price Center and Student Center how frequently do you: - Attend a show in the Loft or the Pub Stage Room

Count	Percent		
24	7.23%		Frequently
161	48.49%		Occasionally
147	44.28%		Never
332	Respondents		

## Q19. When you visit the Price Center and Student Center how frequently do you: - Attend a show at The Che Cafe

Count	Percent		
9	2.71%		Frequently
53	15.96%		Occasionally
270	81.33%		Never
332	Respondents		


## Q20. When you visit the Price Center and Student Center how frequently do you: - Participate in a class or workshop at the Crafts Center

Count	Percent		
27	8.13%		Frequently
58	17.47%		Occasionally
247	74.40%		Never
332	Respondents		


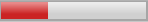

## Q21. What other activities do you engage in the Price Center or Student Center?

Count	Percent		
101	100.00%		
101	Respondents		





## Q22. To assist the University Centers in determining what services should be retained, reduced significantly or eliminated to balance its budget, please indicate the extent to which the following are a priority to you during the academic year? - Operating the Crafts Center

Count	Percent		
62	18.67%		High priority
69	20.78%		Priority
84	25.30%		Low priority
117	35.24%		Very low priority
332	Respondents		

## Q23. To assist the University Centers in determining what services should be retained, reduced significantly or eliminated to balance its budget, please indicate the extent to which the following are a priority to you during the academic year? - Operating Commuter Student Services

Count	Percent		
55	16.57%		High priority
108	32.53%		Priority
97	29.22%		Low priority
72	21.69%		Very low priority
332	Respondents		

## Q24. To assist the University Centers in determining what services should be retained, reduced significantly or eliminated to balance its budget, please indicate the extent to which the following are a priority to you during the academic year? - Operating the Gameroom

Count	Percent		
12	3.61%		High priority
51	15.36%		Priority
110	33.13%		Low priority
159	47.89%		Very low priority
332	Respondents		

Q25. To assist the University Centers in determining what services should be retained, reduced significantly or eliminated to balance its budget, please indicate the extent to which the following are a priority to you during the academic year? - Operating the Che Facility

Count	Percent		
22	6.63%		High priority
47	14.16%		Priority
110	33.13%		Low priority
153	46.08%		Very low priority
332	Respondents		

Q26. To assist the University Centers in determining what services should be retained, reduced significantly or eliminated to balance its budget, please indicate the extent to which the following are a priority to you during the academic year? - Price Center and Student Center open on Saturdays

Count	Percent		
105	31.63%		High priority
113	34.04%		Priority
67	20.18%		Low priority
47	14.16%		Very low priority
332	Respondents		

Q27. To assist the University Centers in determining what services should be retained, reduced significantly or eliminated to balance its budget, please indicate the extent to which the following are a priority to you during the academic year? - Price Center and Student Center open on Sundays

Count	Percent		
87	26.20%		High priority
100	30.12%		Priority
80	24.10%		Low priority
65	19.58%		Very low priority
332	Respondents		

Q28. To assist the University Centers in determining what services should be retained, reduced significantly or eliminated to balance its budget, please indicate the extent to which the following are a priority to you during the academic year? - Access to Price Center/Student Center before 8 a.m. during week days

Count	Percent		
45	13.55%		High priority
68	20.48%		Priority
111	33.43%		Low priority
108	32.53%		Very low priority
332	Respondents		

Q29. To assist the University Centers in determining what services should be retained, reduced significantly or eliminated to balance its budget, please indicate the extent to which the following are a priority to you during the academic year? - Access to Price Center/Student Center before 10 a.m. on weekends

Count	Percent		
47	14.16%		High priority
82	24.70%		Priority
97	29.22%		Low priority
106	31.93%		Very low priority
332	Respondents		

Q30. To assist the University Centers in determining what services should be retained, reduced significantly or eliminated to balance its budget, please indicate the extent to which the following are a priority to you during the academic year? - Access to food after midnight in the Price Center

Count	Percent		
64	19.28%		High priority
90	27.11%		Priority
80	24.10%		Low priority
98	29.52%		Very low priority
332	Respondents		

Q31. To assist the University Centers in determining what services should be retained, reduced significantly or eliminated to balance its budget, please indicate the extent to which the following are a priority to you during the academic year? - Computer labs available in the buildings

Count	Percent		
74	22.29%		High priority
98	29.52%		Priority
84	25.30%		Low priority
76	22.89%		Very low priority
332	Respondents		

Q32. To assist the University Centers in determining what services should be retained, reduced significantly or eliminated to balance its budget, please indicate the extent to which the following are a priority to you during the academic year? - Access to computer labs in the Price Center after midnight

Count	Percent		
53	15.96%		High priority
61	18.37%		Priority
91	27.41%		Low priority
127	38.25%		Very low priority
332	Respondents		

Q33. To assist the University Centers in determining what services should be retained, reduced significantly or eliminated to balance its budget, please indicate the extent to which the following are a priority to you during the academic year? - Entertainment events held in the Loft, Pub Stage Room, Ballrooms or other venues

Count	Percent		
82	24.70%		High priority
106	31.93%		Priority
94	28.31%		Low priority
50	15.06%		Very low priority
332	Respondents		

Q34. To assist the University Centers in determining what services should be retained, reduced significantly or eliminated to balance its budget, please indicate the extent to which the following are a priority to you during the academic year? - Educational programs including speakers and lecturers

Count	Percent		
78	23.49%		High priority
152	45.78%		Priority
68	20.48%		Low priority
34	10.24%		Very low priority
332	Respondents		

Q35. To assist the University Centers in determining what services should be retained, reduced significantly or eliminated to balance its budget, please indicate the extent to which the following are a priority to you during the academic year? - Movies shown in the Price Center Theater

Count	Percent		
37	11.14%		High priority
104	31.33%		Priority
125	37.65%		Low priority
66	19.88%		Very low priority
332	Respondents		

Q36. To assist the University Centers in determining what services should be retained, reduced significantly or eliminated to balance its budget, please indicate the extent to which the following are a priority to you during the academic year? - Events held on Friday and Saturday night

Count	Percent		
30	9.04%		High priority
122	36.75%		Priority
126	37.95%		Low priority
54	16.27%		Very low priority
332	Respondents		

Q37. To assist the University Centers in determining what services should be retained, reduced significantly or eliminated to balance its budget, please indicate the extent to which the following are a priority to you during the academic year? - No admission charges for student events

Count	Percent		
130	39.16%		High priority
114	34.34%		Priority
58	17.47%		Low priority
30	9.04%		Very low priority
332	Respondents		

Q38. To assist the University Centers in determining what services should be retained, reduced significantly or eliminated to balance its budget, please indicate the extent to which the following are a priority to you during the academic year? - No rental fee assessed to student organizations for use of meeting rooms (e.g., Red Shoe Room, Revelle College Room)

Count	Percent		
108	32.53%		High priority
92	27.71%		Priority
83	25.00%		Low priority
49	14.76%		Very low priority
332	Respondents		

Q39. To assist the University Centers in determining what services should be retained, reduced significantly or eliminated to balance its budget, please indicate the extent to which the following are a priority to you during the academic year? - No rental or set-up fees assessed to student organizations for use of event space (e.g., Ballrooms, Plaza)

Count	Percent		
96	28.92%		High priority
82	24.70%		Priority
105	31.63%		Low priority
49	14.76%		Very low priority
332	Respondents		

Q40. To assist the University Centers in determining what services should be retained, reduced significantly or eliminated to balance its budget, please indicate the extent to which the following are a priority to you during the academic year? - Access to meeting rooms for student organization meetings occurring after 8 p.m.

Count	Percent		
67	20.18%		High priority
89	26.81%		Priority
105	31.63%		Low priority
71	21.39%		Very low priority
332	Respondents		

Q41. To assist the University Centers in determining what services should be retained, reduced significantly or eliminated to balance its budget, please indicate the extent to which the following are a priority to you during the academic year? - Cleanliness of facilities including lounges and restrooms

Count	Percent		
203	61.14%		High priority
98	29.52%		Priority
22	6.63%		Low priority
9	2.71%		Very low priority
332	Respondents		

Q42. To assist the University Centers in determining what services should be retained, reduced significantly or eliminated to balance its budget, please indicate the extent to which the following are a priority to you during the academic year? - Buildings maintained in good working order (air conditioning, functional elevators, proper lighting, properly functioning toilets and faucets)

Count	Percent		
205	61.75%		High priority
100	30.12%		Priority
16	4.82%		Low priority
11	3.31%		Very low priority
332	Respondents		

Q43. To avoid significant cuts in building hours, programs and services in the future, the University Centers has proposed the idea of asking undergraduate and graduate/professional students to vote in spring 2013 to increase the existing University Centers fee effective fall quarter 2013. The current fee is \$76.50 per student per quarter. The fee funds the Price Center, Student Center, Crafts Center and Che Facility, excluding retail tenants and the following campus departments: UCSD Bookstore, Cross-Cultural Center, Alumni Affairs, Women's Center and LGBT Resource Center. Please rank the following four options in descending order from the one you are most willing to support to the one you are least willing to support (1 = most willing to support, 4 = least willing to support). - Option A: A fee increase of \$13 per quarter resulting in a fee of \$89.50 fee which would be increased each year by the Consumer Price Index with a maximum increase of 3% per year: - Maintain current building hours, programs and services- Address the complete backlog of deferred maintenance to the Student Center, CraftsCenter, Price Center West, and Che Facility- Return 29% of the fee increase to UCSD to help meet the financial aid needs of UCSD students- No referendum to increase the University Centers fee would be held for the next five years

Count	Percent		
119	36.84%		1
119	36.84%		2
58	17.96%		3
27	8.36%		4
323	Respondents		



Q44. To avoid significant cuts in building hours, programs and services in the future, the University Centers has proposed the idea of asking undergraduate and graduate/professional students to vote in spring 2013 to increase the existing University Centers fee effective fall quarter 2013. The current fee is \$76.50 per student per quarter. The fee funds the Price Center, Student Center, Crafts Center and Che Facility, excluding retail tenants and the following campus departments: UCSD Bookstore, Cross-Cultural Center, Alumni Affairs, Women's Center and LGBT Resource Center. Please rank the following four options in descending order from the one you are most willing to support to the one you are least willing to support (1 = most willing to support, 4 = least willing to support). - Option B: A fee increase of \$20 per quarter resulting in a fee of \$96.50 per quarter that would: - Maintain current building hours, programs and services- Address the complete backlog of deferred maintenance to the Student Center, Crafts Center, Price Center, and Che Facility- Return 29% of the fee increase to UCSD to help meet the financial aid needs of UCSD students- No referendum to increase the University Centers fee would be held for the next five years

Count	Percent		
70	21.81%		1
64	19.94%		2
88	27.41%		3
99	30.84%		4
321	Respondents		



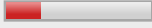



Q45. To avoid significant cuts in building hours, programs and services in the future, the University Centers has proposed the idea of asking undergraduate and graduate/professional students to vote in spring 2013 to increase the existing University Centers fee effective fall quarter 2013. The current fee is \$76.50 per student per quarter. The fee funds the Price Center, Student Center, Crafts Center and Che Facility, excluding retail tenants and the following campus departments: UCSD Bookstore, Cross-Cultural Center, Alumni Affairs, Women's Center and LGBT Resource Center. Please rank the following four options in descending order from the one you are most willing to support to the one you are least willing to support (1 = most willing to support, 4 = least willing to support). - Option C: A fee increase of \$17 per quarter resulting in a fee of \$93.50 per quarter that would: - Maintain current building hours, programs and services - Address some but not all of the backlog of deferred maintenance to the Student Center, Crafts Center, Price Center West, and Che Facility- Return 29% of the fee increase to UCSD to help meet the financial aid needs of UCSD students

Count	Percent		
37	11.60%		1
107	33.54%		2
145	45.45%		3
30	9.40%		4
319	Respondents		




Q46. To avoid significant cuts in building hours, programs and services in the future, the University Centers has proposed the idea of asking undergraduate and graduate/professional students to vote in spring 2013 to increase the existing University Centers fee effective fall quarter 2013. The current fee is \$76.50 per student per quarter. The fee funds the Price Center, Student Center, Crafts Center and Che Facility, excluding retail tenants and the following campus departments: UCSD Bookstore, Cross-Cultural Center, Alumni Affairs, Women's Center and LGBT Resource Center. Please rank the following four options in descending order from the one you are most willing to support to the one you are least willing to support (1 = most willing to support, 4 = least willing to support). - Option D: No fee increase. Depending on results of this survey, to balance the budget the follow steps will be taken: - Building hours will be reduced- Number of events held in the Price Center and Student Center will be reduced- All event programming in the Loft will be cut- Cuts in services and reduction in hours of services- Computer labs would be closed- Student organizations will be assessed fees for use of event space- Non-retail space in buildings will be converted into retail space- Major repairs and maintenance to facilities will be postponed- Cut all funding to Crafts Center

Count	Percent		
98	30.43%		1
31	9.63%		2
29	9.01%		3
164	50.93%		4
322	Respondents		










Q47. If you ranked option D as your first choice, what would you say were the major reasons? (Check all that apply)

Count	Respondent %	Response %		
39	39.80%	20.63%		The options for fee increases listed in the survey are too high
41	41.84%	21.69%		Don't use the University Centers facilities
46	46.94%	24.34%		Can't afford the fee increase
47	47.96%	24.87%		Willing to have facilities hours reduced, facilities closed, and services and programs being cut to avoid a fee increase
10	10.20%	5.29%		Other (please specify)
6	6.12%	3.17%		Not applicable
98	Respondents			
189	Responses			

Q48. Gender identity:

Count	Percent		
140	42.17%		Female
192	57.83%		Male
0	0.00%		Transgender
332	Respondents		

Q49. Race/ethnic identity:

Count	Percent		
158	47.59%		White/Caucasian
6	1.81%		African American/Black
0	0.00%		American Indian/Alaska Native
110	33.13%		Asian American/Asian
0	0.00%		Native Hawaiian/Pacific Islander
8	2.41%		Mexican American/Chicano
3	0.90%		Puerto Rican
8	2.41%		Other Latino
10	3.01%		Multiracial
29	8.73%		Prefer not to state
332	Respondents		

Q50. Class standing:

Count	Percent		
0	0.00%		Freshmen
0	0.00%		Sophomore
0	0.00%		Junior
0	0.00%		Senior
332	100.00%		Graduate/professional student
332	Respondents		

## Q51. What college are you in?

Count	Percent		
0	0.00%	<input type="checkbox"/>	Marshall
0	0.00%	<input type="checkbox"/>	Muir
0	0.00%	<input type="checkbox"/>	Revelle
0	0.00%	<input type="checkbox"/>	Roosevelt
0	0.00%	<input type="checkbox"/>	Sixth
0	0.00%	<input type="checkbox"/>	Warren
0	Respondents		

## Q52. Are you a transfer student?

Count	Percent		
0	0.00%	<input type="checkbox"/>	Yes
0	0.00%	<input type="checkbox"/>	No
0	Respondents		

## Q53. Do you live in campus housing or off campus?

Count	Percent		
137	41.27%	<input checked="" type="checkbox"/>	Campus housing
195	58.73%	<input checked="" type="checkbox"/>	Off-campus housing
332	Respondents		

## Q54. How close do you live to campus?

Count	Percent		
96	49.48%	<input checked="" type="checkbox"/>	0 to 3 miles
98	50.52%	<input checked="" type="checkbox"/>	More than 3 miles
194	Respondents		

## Q55. Do you normally vote in student elections?

Count	Percent		
41	12.39%	<input checked="" type="checkbox"/>	Always
137	41.39%	<input checked="" type="checkbox"/>	Sometimes
153	46.22%	<input checked="" type="checkbox"/>	Never
331	Respondents		

## Q56. Do you hold a part-time job, internship, or volunteer position in the Student Center or Price Center?

Count	Percent		
8	2.42%	<input checked="" type="checkbox"/>	Yes
323	97.58%	<input checked="" type="checkbox"/>	No
331	Respondents		

## Q57. Please answer the following questions: - Are you employed by University Centers?

Count	Percent		
2	25.00%	<input checked="" type="checkbox"/>	Yes
6	75.00%	<input checked="" type="checkbox"/>	No
8	Respondents		

Q58. Please answer the following questions: - Are you a member of a student organization at UCSD?

Count	Percent		
7	87.50%		Yes
1	12.50%		No
8 Respondents			

Q59. Please answer the following questions: - Are you a member of an intercollegiate athletic team?

Count	Percent		
0	0.00%		Yes
8	100.00%		No
8 Respondents			